

Bot Tool, Audio Services, Germany.

BotTol it's a one type of admin dashboard. By this web portal admin can add/update/delete Scheduled for fetch products from other site, price comparison and set new value for product, can see founded new products, see and resolve Errors while fetching products, Crawl site management, Review while Scheduling, automatic email sending, download products etc...

Session Management

This is the main screen of bottool portal. Session Management is Default page of this portal so when application will deploy on server and run on browser, we will see this page as home page.

Session management

Source: German, English, Spanish, French

Time Management:

Schedule Type: Existing Product

Repeat: No Repeat

E-Mail Notification:

Buttons: Add Schedule, Notification settings

No	source	Schedule Type	Repeat	status	Completed	action	Review	Last Run At	Next Run At	Email	Exchange Rate	Rate	Remove
1	German	Existing Product	Weekly	Completed	100%	Start Now!	Review	04/04/2011 11:16 AM	04/08/2011 11:59 AM	test@gmail.com	1.6	20	Remove
2	English	Existing Product	Daily	Completed	100%	Start Now!	Review	04/04/2011 09:27 AM	04/05/2011 11:59 AM	fgfd@gmai.com	1.6	20	Remove
3	Spanish	New Product	Weekly	Completed		Start Now!	Review	04/04/2011 09:21 AM	04/08/2011 11:59 AM	fgfd@gmai.com	1.6	20	Remove
4	Spanish	Existing Product	No Repeat	Stopped	50%	Start Now!	Review	04/01/2011 11:59 AM		fgfd@gmai.com	1.6	20	Remove
5	French	New Product	No Repeat	Completed		Start Now!	Review	04/01/2011 11:59 AM		test@gmail.com	1.6	20	Remove
6	German	Existing Product	No Repeat	Stopped	33%	Start Now!	Review	04/01/2011 12:26 PM		fgfd@gmai.com	1.6	20	Remove

Showing 1 to 6 of 6 entries

Search:

First Previous 1 Next Last

Fig. Session Management Page

Add New Schedule

- Select source → select Schedule Date and Time → Schedule Type (ex. Schedule for Existing Product Or New Product) → Repeat Type → email (for notification) → click on 'Add Schedule'
- Check client side validation for Source, Date and Time, Email, Repeat type on Schedule type (like, No daily Schedule for New Product)
- Also validation at Server side

Case 1:

Schedule for **New Product**

- ➔ You can add more than one 'No Repeat' Schedule
- ➔ If already has one Schedule for Weekly so you can add another one for same source
For ex. You have one schedule 'DE' , 'New Product' , 'Weekly' so you can add another one for same source, same schedule type, for Weekly

Case 2:

Schedule for **Existing Product**

- ➔ You can add more than one 'No Repeat' Schedule
- ➔ If already has one Schedule for Weekly so you can add another one for same source
For ex. You have one schedule 'DE' , 'Existing Product' , 'Weekly' so you can add another one for same source, same schedule type, for Weekly
- ➔ Same as for Daily
- ➔ If you have one schedule for Weekly then you can't add new for Daily and vice versa

Start/Stop Schedule

- You can start any planned or stopped schedule any time by click on 'Start Now!' link
- When Schedule will start by automatic or by manually you can change in date
- Date will set 'Last Run At' now and 'Next Run At' by counting Repeat Schedule
For ex,
 - ➔ If Schedule's Repeat type is 'No Repeat' then it's 'Next Run At' date will set blank cause it will never run again by Automatically, but you can manually by click on 'Start Now!' link
 - ➔ If Schedule's Repeat type is 'Daily' then it's 'Next Run At' date will set Add one day on Planned Date
 - ➔ If Schedule's Repeat type is 'Weekly' then it's 'Next Run At' date will set Add one Week on Planned Date if you start manually on same day

- For Stop Schedule just click on 'Stop' link.
- Also progress bar will say you how much time remain for complete Schedule
- **Progress bar is only for 'Existing product' schedule**

Review After Schedule Complete

- After complete or Stop Schedule you can see review (just click on 'Review' link)
- When will click on review link new window will open as you can see in below snap

Session Management Price Comparison New Products Notification Settings Error Tool **Review**

Review

Show 10 entries Search:

No	Seller	Source	Item Name	Item Id	Item Price	Item URL	Description	Type	Date	Select All
1	thomann	German	thomann1	thomann0001	100.00	http://www.thomann.de/	Product has been changed		2011-04-01 16:27:15	<input type="checkbox"/>
2	thomann	Spanish	thomann2	thomann0002	200.00	http://www.thomann.de/	New Product Found		2011-04-01 16:27:25	<input type="checkbox"/>
3	thomann	English	thomann3	thomann0003	300.00	http://www.thomann.de/	New Product Found		2011-04-01 16:27:29	<input type="checkbox"/>
4	thomann	French	thomann4	thomann0004	400.00	http://www.thomann.de/	Product has been changed		2011-04-01 16:27:35	<input type="checkbox"/>

Showing 1 to 4 of 4 entries First Previous 1 Next Last

delete

Fig. Review Page(After complete Schedule)

- Here we can see what happened when Schedule was running
- Each Schedule has one Review
- If something happened then you can see in this window
- Here we have provide all basic and essential details
- Like, Seller, Source, Item Name(Seller's), Item Id, Item Price, Item URL, Description, Type, Date
- Also you can delete review entry by individual or by Group
- Also if you want to get full details so just click on item id and you can see fully details

- If new product found then you will redirect to 'New Product' window
- If any change like price update or any content then you will redirect to 'Price Comparison' window and you can add, update, price update, delete on product
- **For demo just click on first schedule's review link**

Remove Schedule

- You can remove schedule from session management window
- You can anytime remove schedule

Price Comparison Module

In this Section we can see our prices as well as from other sites like, thomann.de, justmusic..etc. Here we can compare product's price and also we can set new price for our product. Also we can set default value for new products like in future if price change of particular product than it will set automatically.

The screenshot displays the 'Price Comparison' module interface. At the top, there are navigation tabs: 'Session Management', 'Price Comparison' (selected), 'New Products', 'Notification Settings', and 'Error Tool'. Below the tabs, the 'Price Comparison' section is active. It shows 'Current Run: 25:01:2010-13:44' and 'Exchange Rate: GBP: 1.16216'. There are three buttons: 'Show items with no Difference' (highlighted), 'set thomann as default', and 'set da-x as default'. Below these is a table with columns: No., SKU, Item name, Our Price, Thomann ID, Thomann Price, Da-x ID, Da-x Price, Justmusic ID, Justmusic Price, Musicstore ID, Musicstore Price, Rockshop ID, and Rockshop Price. The table contains two rows of data. At the bottom right, there are 'Send Changes' and 'Download CSV' buttons.

No.	SKU	Item name	Our Price	Thomann ID	Thomann Price	Da-x ID	Da-x Price	Justmusic ID	Justmusic Price	Musicstore ID	Musicstore Price	Rockshop ID	Rockshop Price
1	1001	xyz product 1	1000.00	thomann0001	100.00	dax0001	1000.00	justmusic0001	100	musicstore0001	100		
3	1003	xyz product 1	300.00	thomann0003	300.00	dax0003	3000.00			musicstore0003	100		

Fig. Price Comparison

Session Management Price Comparison New Products Notification Settings Error Tool

Price Comparison

Current Run: Exchange Rate: VAT Correction:
25:01:2010-13:44 GBP: 1.16216 16%>19%

Justmusic ID	Justmusic Price	Musicstore ID	Musicstore Price	Rockshop ID	Rockshop Price	KMRAudio ID	KMRAudio Price	Proaudioeuropa ID	Proaudioeuropa Price	Price Diff.	Cost	Cost-Factor	Deactivate
tmusic0001	100	musicstore0001	100			kmraudio0001	100			-900.00	<input type="text" value="60.00"/>	<input type="button" value="↺"/> 1.66	<input type="checkbox"/>
		musicstore0003	100					pae0003	2100	-200.00	<input type="text" value="10.00"/>	<input type="button" value="↺"/> 1.66	<input checked="" type="checkbox"/>

Search:

First Previous 1 Next Last

 [Download CSV](#)

Fig. Price Diff and Set cost factor

Hide items when no difference

We can hide and show items row which have no price difference.

Set as default

Set any of sites as default price for any project. If you have setup then next time when price will change than default price will set to product.

Update our price

You can update our price by two ways.

- A. You can update our price by click on other reseller's product's price
- B. You can manually add in our price box

Also you can set previous our price by just click on right side blue image.

Update Cost

You can set manually cost.

Also you can set previous cost by just click on right side blue image.

Bot Tool, Audio Services, Germany.

Developer : Vijay Patel

Gtalk : vijay.patel.it09@gmail.com

Skype : vijay.vora94

Validation

Client side validation.

In our price and in cost you can add value in below format '#0.00'.

Price Difference

This field will display difference between your product and lowest price of all reseller's products.

Send Changes

If you want to save your changes just click on 'Send Changes' button.

Download CSV

Also you can download CSV file of all products.

Redirect to Reseller's Site

If you want to see product's details on Reseller's Site then just click on Item Id of reseller's.

New Products

In Scheduled page we can see there are two options for scheduling, 1. Existing Product and 2. New products. During schedule if any products found which is not in our database, those products we can see in this page.

We are providing all/basic information for this page like, SKU, Description, Source(where comes like thomann.de, justmusic.com), Price, URL and so on.

If admin think to add in this product in his database then they also can add. Also we have provided email facility. Like if during new product schedule if any new product found then we are sending one email on provided email id as a bulk product. Also you can send all new products to provided email id. At bottom of this page you can find one input box for email id.

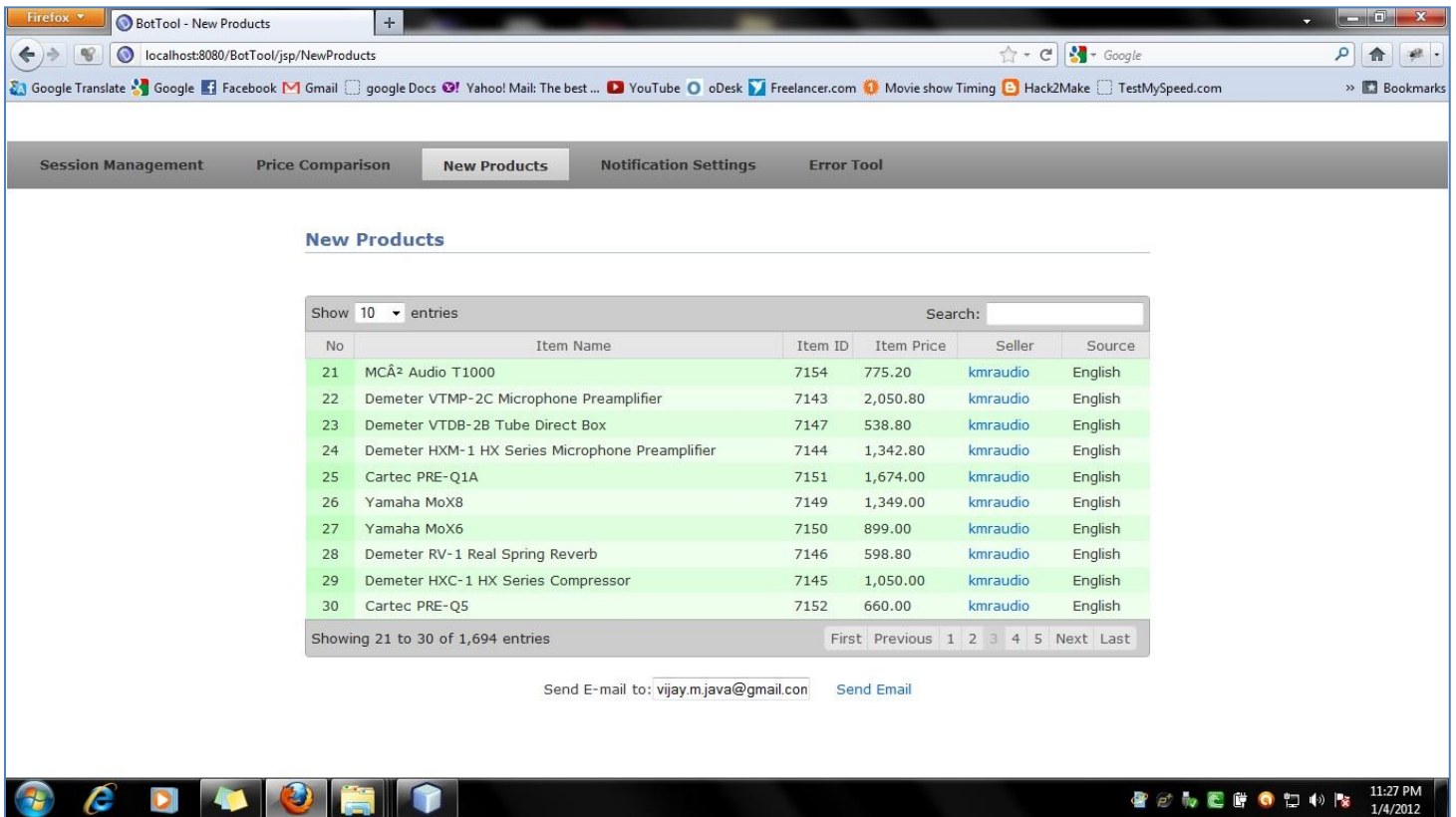


Fig. New Products

Email Notification

We have provided Email notification facility like, During Scheduling if we got any new products than one email will automatically send to provided email id.

There are four types of email notification settings means.. you can set multiple email for different type of notification

1. If price is changed.

During Scheduling if we found any product which has different price than other reseller like, thomann, justmusic...then one email will automatically send to provided email ids.

2. Changed price is Cheaper than Thomann

During scheduling if product's price is cheaper than we got price from thomann reseller.

3. Thomann's price is more expansive

During scheduling if product's price is cheaper than we got price from thomann reseller.

4. New products found.

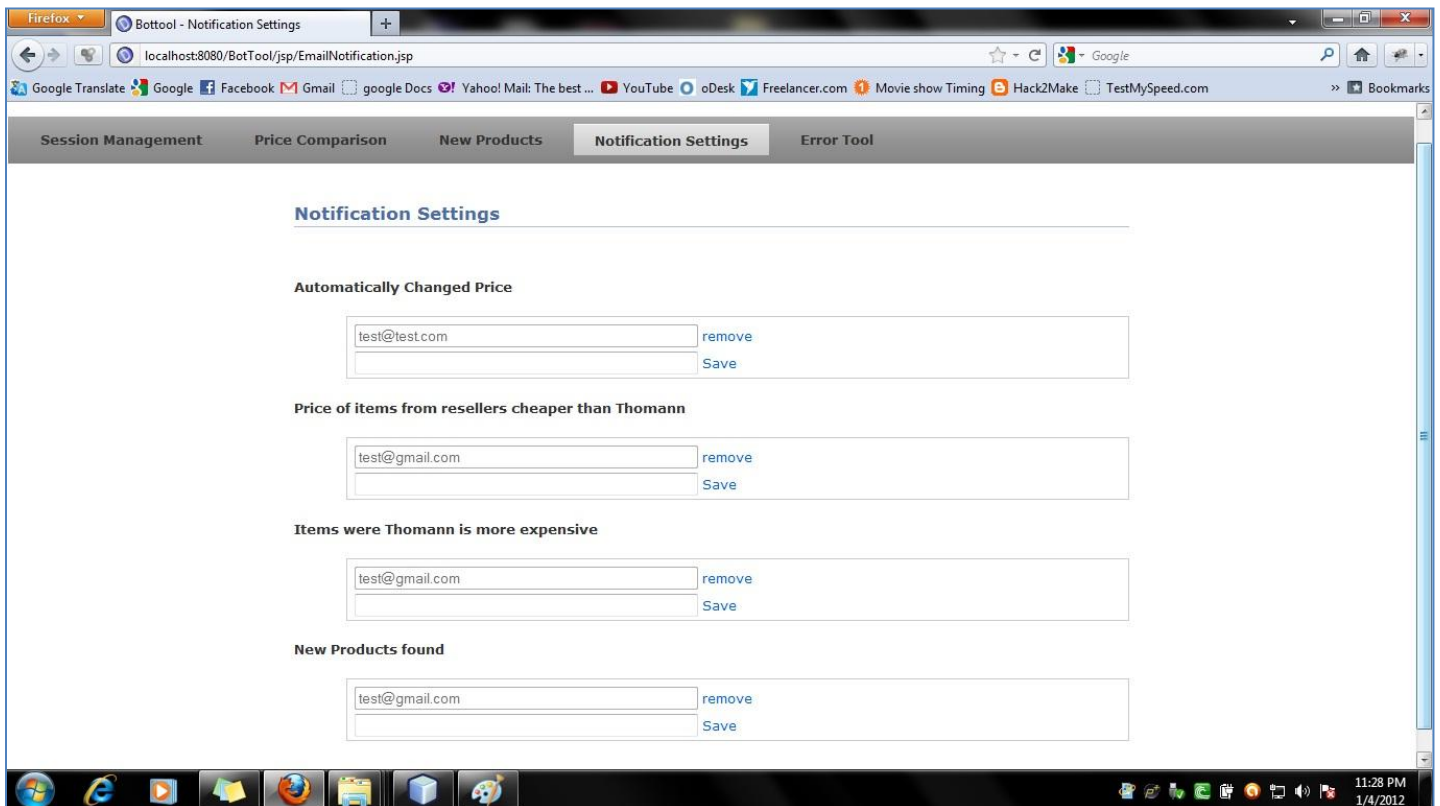


Fig. Email Notification

Error Tool

During Scheduling (for Existing product / New products) we are comparing its SKU, name, product id and so on...to our product and if we get any unexpected thing while scheduling than its log we can see here in error tool page. Error like, URL not found, price not found, productid not found. Etc.

We are also providing all those details like, when this error came, seller, source, item id by product, description. When admin check those error and if admin wants to deactivate any error than they can single or multiple at a time.

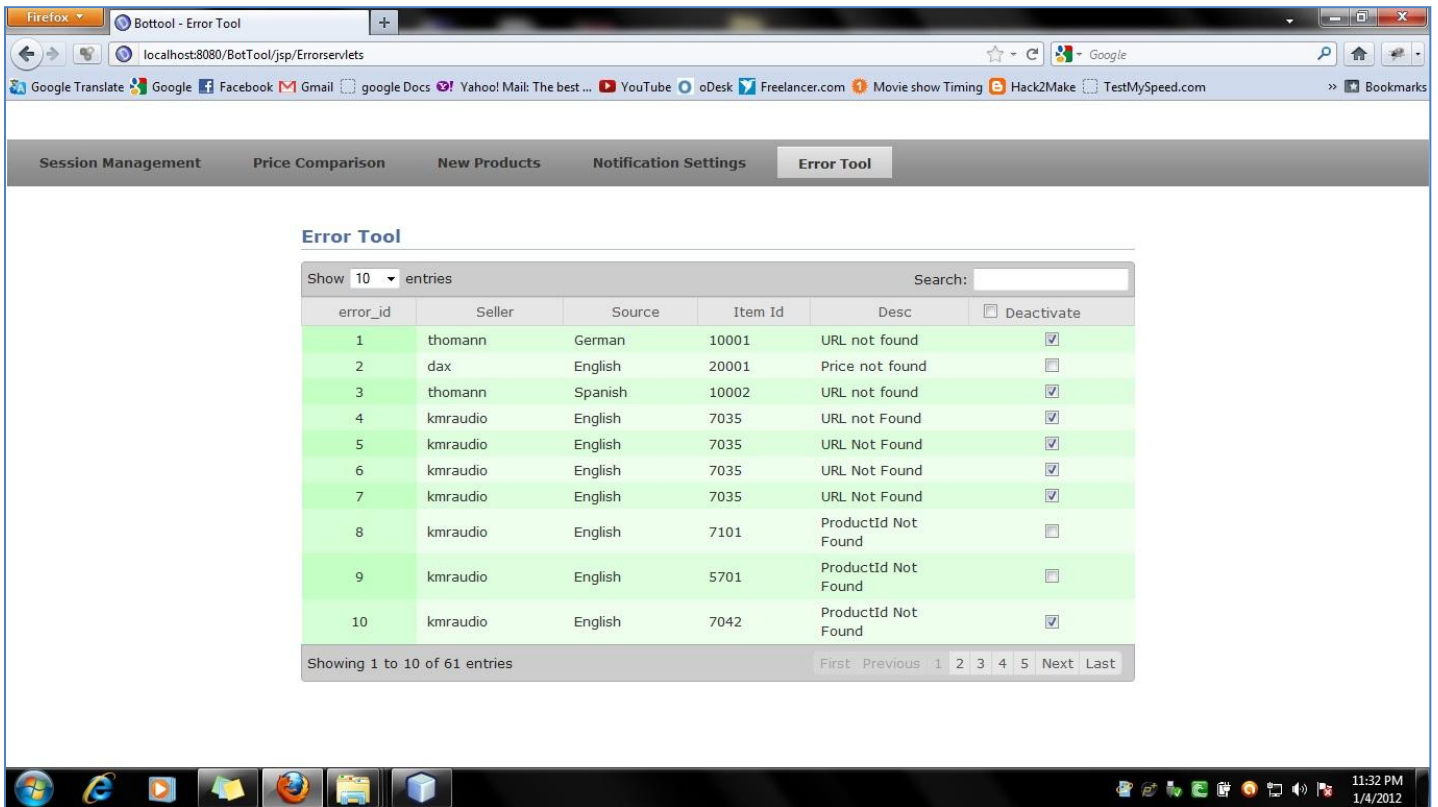


Fig. Error Tool